















## 12 100m Backstroke Mixed Final


















Official












 Entries

 Heats

## Total

Rank	Competitor	Age	Club	RT	FINA	Result
1	 Godwin Em...	26	Heretaunga ...	+0.57		<b>1:03.32</b> Entry: 1:03.00 (+ 0.32) 50m: 30.70      100m: 1:03.32 (32.62)
2	 Burmester ...	42	SwimTastic ...	+0.59		<b>1:04.97</b> Entry: 1:04.20 (+ 0.77) 50m: 31.22      100m: 1:04.97 (33.75)
3	 Easter Chel...	27	Unattched	+0.72		<b>1:13.56</b> Entry: 1:19.00 (- 5.44) 50m: 36.03      100m: 1:13.56 (37.53)
4	 Macartney ...	33	North Shore...	+0.68		<b>1:13.87</b> Entry: 1:10.00 (+ 3.87) 50m: 34.76      100m: 1:13.87 (39.11)
5	 Bevan Tessa	29	Levin Masters	+0.71		<b>1:17.52</b> Entry: 1:20.00 (- 2.48) 50m: 36.12      100m: 1:17.52 (41.40)
6	 McKenzie ...	64	Newmarket ...	+0.71		<b>1:18.96</b> Entry: 1:20.00 (- 1.04) 50m: 37.13      100m: 1:18.96 (41.83)
7	 Cowling Mark	62	South City ...	+0.86		<b>1:19.78</b> Entry: 1:24.00 (- 4.22) 50m: 39.38      100m: 1:19.78 (40.40)
8	 Schaap June	57	Dunedin Ma...	+0.90		<b>1:19.94</b> Entry: 1:20.38 (- 0.44) 50m: 38.14      100m: 1:19.94 (41.80)
9	 Troiani Marco	54	Jasi Masters	+0.79		<b>1:20.05</b> Entry: 1:18.00 (+ 2.05) 50m: 39.35      100m: 1:20.05 (40.70)
10	 Fritchley Mi...	45	Heretaunga ...	+0.67		<b>1:23.04</b> Entry: 1:35.00 (- 11.96) 50m: 40.99      100m: 1:23.04 (42.05)
11	 Hudgell Craig	68	Liz van Weli...	+0.84		<b>1:23.43</b> Entry: 1:19.20 (+ 4.23) 50m: 39.47      100m: 1:23.43 (43.96)
12	 Aish Peter	57	Roskill Mast...	+0.80		<b>1:26.02</b> Entry: 1:26.00 (+ 0.02) 50m: 42.15      100m: 1:26.02 (43.87)
13	 Harrison Guy	22	Heretaunga ...	+0.94		<b>1:27.23</b> Entry: 1:24.28 (+ 2.95) 50m: 43.60      100m: 1:27.23 (43.63)
14	 Jongens Ri...	55	Dunedin Ma...	+0.77		<b>1:28.21</b> Entry: 1:29.73 (- 1.52) 50m: 43.70      100m: 1:28.21 (44.51)
		60	Unattched	+0.80		<b>1:30.27</b>

15	Shepherd J...				Entry: 1:42.50 (- 12.23)
	50m: 44.10		100m: 1:30.27 (46.17)		
16	 Power Elea...	47	North Cante...	+0.72	<b>1:33.96</b> Entry: 1:36.00 (- 2.04)
	50m: 46.17		100m: 1:33.96 (47.79)		
17	 Whitburn M...	26	Te Awamutu...	+0.57	<b>1:35.63</b> Entry: 1:40.59 (- 4.96)
	50m: 44.41		100m: 1:35.63 (51.22)		
18	 Standen R...	50	Hamilton Aq...	+0.76	<b>1:35.72</b> Entry: 1:35.95 (- 0.23)
	50m: 46.85		100m: 1:35.72 (48.87)		
19	 Clarke Step...	69	Dunedin Ma...	+0.79	<b>1:35.76</b> Entry: 1:37.00 (- 1.24)
	50m: 47.39		100m: 1:35.76 (48.37)		
20	 Lowe Lornae	49	St Paul's S...	+0.82	<b>1:36.76</b> Entry: 1:40.00 (- 3.24)
	50m: 43.23		100m: 1:36.76 (53.53)		
21	 Burnard Cl...	64	Almighty Ou...		<b>1:37.98</b> Entry: 1:37.00 (+ 0.98)
	50m: 47.91		100m: 1:37.98 (50.07)		
22	 Lockhart Mi...	62	Roskill Mast...	+0.88	<b>1:40.30</b> Entry: 1:49.00 (- 8.70)
	50m: 48.45		100m: 1:40.30 (51.85)		
23	 Wills-Pine ...	25	Taupo Mast...	+0.81	<b>1:42.08</b> Entry: 1:30.00 (+ 12.08)
	50m: 48.52		100m: 1:42.08 (53.56)		
24	 Sneddon S...	35	Makino Mas...	+0.76	<b>1:49.30</b> Entry: 1:44.00 (+ 5.30)
	50m: 52.03		100m: 1:49.30 (57.27)		
25	 Osborne H...	60	Liz van Weli...		<b>1:57.87</b> Entry: 1:55.34 (+ 2.53)
	50m: 55.85		100m: 1:57.87(1:02.02)		
26	 Pollard Sue	80	North Shore...		<b>1:58.95</b> Entry: 2:05.91 (- 6.96)
	50m: 59.24		100m: 1:58.95 (59.71)		
27	 Eltham Kylie	48	Manukau M...	+0.86	<b>2:01.84</b> Entry: 2:08.00 (- 6.16)
	50m: 58.52		100m: 2:01.84(1:03.32)		
28	 Johnstone ...	71	Waitakere C...	+0.90	<b>2:05.31</b> Entry: 2:11.02 (- 5.71)
	50m: 57.96		100m: 2:05.31(1:07.35)		
29	 Fleming Ali...	62	Ashburton ...	+0.93	<b>2:06.38</b> Entry: 2:10.00 (- 3.62)
	50m: 59.33		100m: 2:06.38(1:07.05)		
30	 Workman P...	71	Makino Mas...	+0.96	<b>2:11.62</b> Entry: 2:15.00 (- 3.38)
	50m: 1:03.41		100m: 2:11.62(1:08.21)		
31	 Parkin Lesley	79	Levin Masters		<b>2:15.52</b> Entry: 2:15.00 (+ 0.52)
	50m: 1:04.34		100m: 2:15.52(1:11.18)		
32	 Pittams Ro...	56	Levin Masters	+0.72	<b>2:24.63</b> Entry: 2:33.00 (- 8.37)

33	 Ridley Denise	68	Levin Masters	+0.85	<b>2:25.37</b> Entry: 2:15.40 (+ 9.97)
	50m: 1:06.76		100m: 2:25.37(1:18.61)		
34	 Seeley Mic...	68	Unattched	+0.72	<b>2:27.50</b> Entry: 2:27.00 (+ 0.50)
	50m: 1:03.78		100m: 2:27.50(1:23.72)		
35	 Walsh Barry	81	Trojans Mas...		<b>3:58.61</b> Entry: 3:40.89 (+ 17.72)
	50m: 2:00.14		100m: 3:58.61(1:58.47)		
36	 Tunncliffe ...	91	Makino Mas...	+0.94	<b>4:35.10</b> Entry: 4:28.00 (+ 7.10)
	50m: 2:13.84		100m: 4:35.10(2:21.26)		
0	 Rowland S...	52	Trent Bray ...		DNS
0	 Burgess Tom	41	Unattched		DNS
0	 Hickmore T...	71	Taupo Mast...		DNS
0	 Kerins Geo...	24	Unattched		DNS
0	 Tasker Paul...	52	Waitakere C...		DNS
0	 Duffell Sue	54	Manukau M...		DNS
0	 Deljoo Moh...	35	SwimTastic ...		DNS